


Entity by Telemarketer


User Manual

It would be perfect if you perused the manual before starting your journey as a telemarketer to accomplish distinct duties in the implementation.

Entity by Telemarketer Registration

pages (3-7)

 **MTNL**
Transparency makes us different

Suraj 


Get Started


Your experience with MTNL DLT begins with creating Entities

Welcome Telemarketer

Add at least one entity to proceed further

ADD ENTITY

 **MTNL**
Transparency makes us different

Suraj 

Register with MTNL DLT DLT

Check your registration Validity

Have you registered with any other Mobile Operator DLT Network?

Yes No

Enter your Business PAN Number *

OAPPS614|

CANCEL **VERIFY & CONTINUE**

Tell us more about your Enterprise

Enter the email address & password you'll use to sign up or log in

Partnership Firm

Stock/Commodities/Derivatives

Business PAN *

Business URL (If applicable)

GST Number

Business Name *

Enter Alternative Email ID *

Enter Name (Authorized person to access MTNL DLT) *

Mobile Number *

Your Enterprise Business Owner Contact Information

Please enter the contact information for the owner of this business or the primary contact person for this account.

First Name *

Middle Name(Optional)

Last Name *

Date of Birth *

Business Address

Address *

Pincode *

City *

India

Telangana

Telecom Circle:Andhra Pradesh

Business Phone *

Letter of Authorization Added successfully


Upload your identity documents for verification

Post review of documents, you can start using the account

Personal

- Proof of Business Identity
- Proof of Business Entity
- Letter of Authorization
- Authorized Signatory

Authorized Signatory


REMOVE AUTHORISED SIGNATORY.PDF

- Maximum file size: 2MB
- Acceptable file type: JPEG, PNG and PDF
- Supporting documents must be government issued and up-to-date

Authorized Signatory Added successfully

Upload your identity documents for verification

Post review of documents, you can start using the account

Personal

- Proof of Business Identity
- Proof of Business Entity
- Letter of Authorization
- Authorized Signatory

Account Creation

- Registration Fee
- Create Account

Registration Fee

Registration Fee: INR 0/-

Amount: ₹0

PAY THROUGH NEFT:

Bank Details:

Account No. : 000987654321
Account Name : Airtel India P Ltd
Bank Name : HDFC Bank
IFSC Code : HDFC0000123

Enter TransactionID *

NEFT Transaction Date *

MTNL entityone (In Progress) Suraj (1)

Upload your identity documents for verification

Post review of documents, you can start using the account

- Personal**
 - Proof of Business Identity ✓
 - Proof of Business Entity ✓
 - Letter of Authorization ✓
 - Authorized Signatory ✓
- Account Creation**
 - Registration Fee ✓
 - Create Account**

Payment Successful.

A copy of receipt has been sent your registered email ID: entityone_alt@yopmail.com

CONTINUE TO CREATE ACCOUNT

MTNL entityone (In Progress) Suraj (1)

Upload your identity documents for verification

Post review of documents, you can start using the account

- Personal**
 - Proof of Business Identity ✓
 - Proof of Business Entity ✓
 - Letter of Authorization ✓
 - Authorized Signatory ✓
- Account Creation**
 - Registration Fee ✓
 - Create Account**

Thanks for adding your Enterprise Customer!

Your temporary registration number is : ML-38

Your account will be activated in 48 hrs., post review of the submitted documents.
You will receive a separate email with activation details.

CONTINUE TO CREATE ACCOUNT

Account Status

Your Entity account : ML-38 is pending for activation

Thank you for reaching here. Our Registrar is verifying your documents. You will get the notification once the verification is completed.